



Caledonia Road, Wolverhampton WV2 1HZ

T: 01902 925702

E: office@groveprimary.org.uk

www.groveprimary.org.uk



#### Being Independent

Nursery is used as a stepping stone to prepare your child for when they start going to school. It is vital that your child can be independent when they start school. You can encourage this at home by supporting them to manage their own coat, use the toilet and to overcome problems.

#### Mark Making

The children are encouraged every day to join in with 'Write Dance' sessions and to write their names at nursery. Any drawing, painting or printing you can enjoy with your child at home will enhance these skills.

#### Speaking and Listening

During your child's time at Nursery we always try to encourage as much communication from and between the children as possible. It is extremely important they are able to speak and listen to their peers and the adults within the group. You can encourage these skills by talking to your child and sharing books together.

#### Things to remember

In Nursery we have 'Nature Detective' sessions every Wednesday. During these sessions your child will need warm clothing and wellington boots if possible. On Fridays, the children go to the school hall to experience PE lessons. Please can you ensure your child is wearing pumps or trainers every Friday.

Thank you for your continued support.

# Nursery Curriculum Spring

In this leaflet you will find out about what your child will be learning during this term and how you can help them at home.

It gives you information about what is going to be taught in all areas of the curriculum in school and suggests some ways in which you can get involved and help out at home.

We see this as a great opportunity for you to share in your child's education.

On the back page you will find further information regarding topics and what we will be learning about each week.


Thank you for your support!  
Nursery Staff

Mrs Clemson and Mrs Hunjun

## 3rd January to 13<sup>th</sup> January Arctic and Winter


During the first two weeks, the children will be looking at the Arctic and winter. They will explore what the weather is like and look at different places around the world. The children will enjoy participating in ice experiments and making ski slopes.

We will also look at different animals that live in the Arctic or that we see in winter time.




## 16<sup>th</sup> January to 27<sup>th</sup> January Forest Friends

Over the next two weeks we will be learning all about forests and the things that live in them. We will be looking at fiction and non-fiction books to learn as much as we can. The children will have a large focus on talking in sentences during this topic.



## 30th January - 12th February Nature Detectives

Following Forest Friends we will be taking part in two weeks of fun filled outdoors activities using as many natural resources as possible. The children will enjoy being hands on and getting very mucky!



## 13<sup>th</sup> to 17<sup>th</sup> February Children's Interests

At the end of this half term the children will have one week where we will solely follow their interests at the time. We will incorporate lots of fun and adventurous ways for them to learn through the things they love.

## 27<sup>th</sup> February 10<sup>th</sup> March Farm

The children always enjoy this topic as we have a visit from a Farm with real life animals for the children to pet and feed. We will be learning about all of the different animals and what they look and sound like.



## 13<sup>th</sup> to 24<sup>th</sup> March The Tiny Seed

For these two weeks the children will be exploring plants and how they grow. We will be thinking about different weather types and how they affect the growth of plants.



## 27<sup>th</sup> March to 6th April Eggs / Easter

For the last two weeks of this term the children will be enjoying learning about the fascinating world of eggs. They will also enjoy lots of fun and exciting Easter based activities such as making bonnets and Easter cards.

